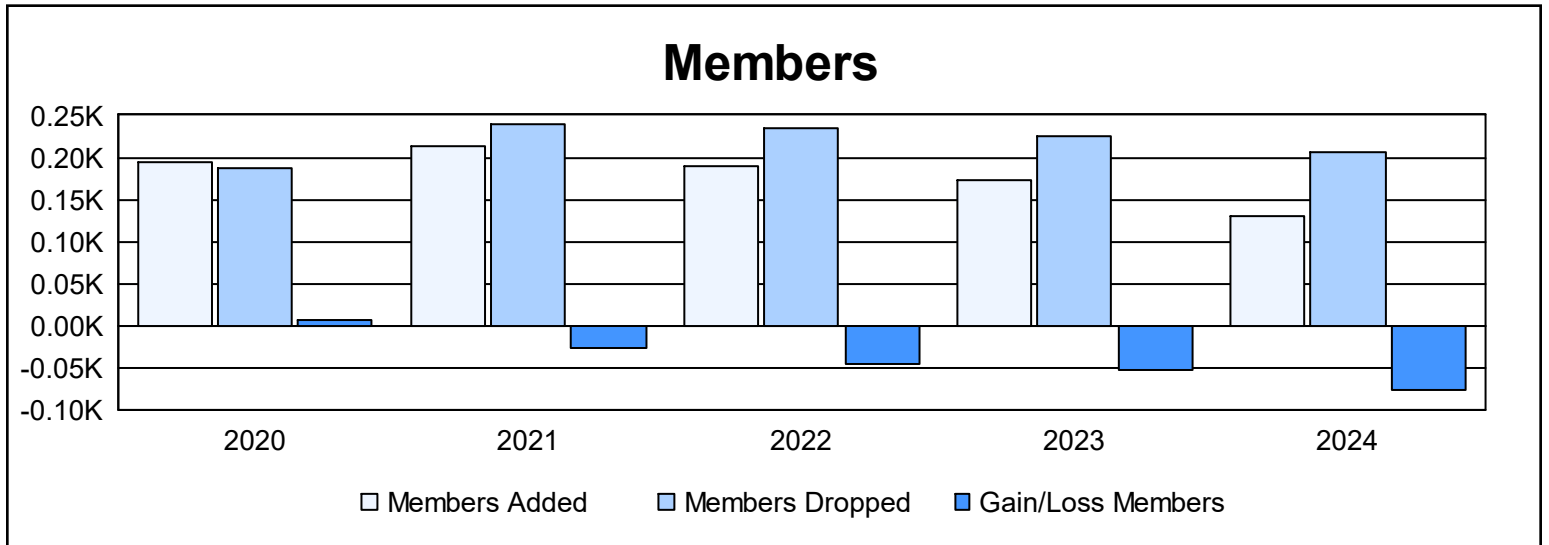
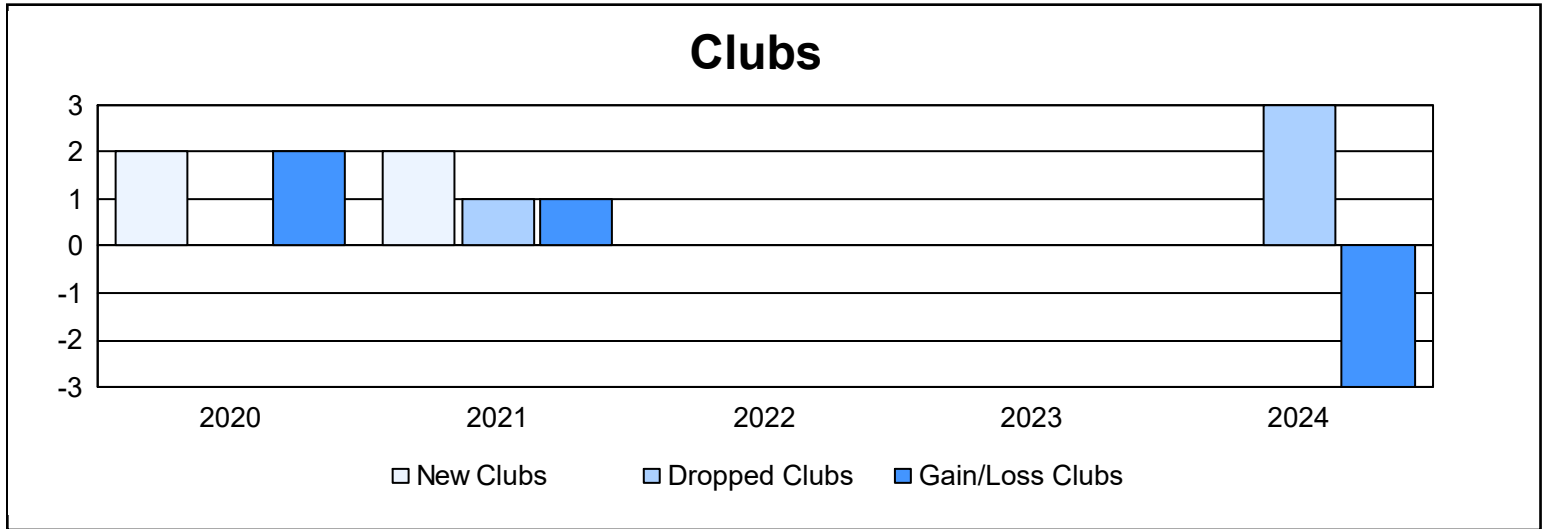
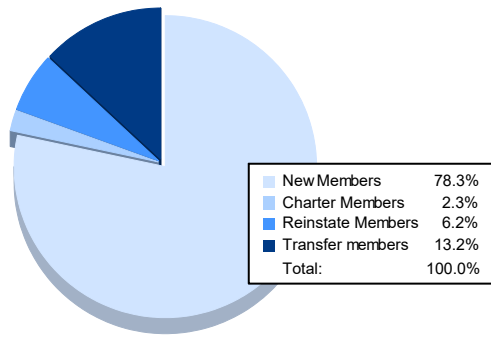


Year	New Clubs	Dropped Clubs	Gain/ Loss Clubs	New Members	Charter Members	Reinstate Members	Transfer Members	Total Member Added	Total Members Dropped	Gain/ Loss Members
2019-2020	2	0	2	123	57	5	8	193	187	6
2020-2021	2	1	1	125	66	2	20	213	240	-27
2021-2022	0	0	0	156	7	9	17	189	235	-46
2022-2023	0	0	0	125	5	7	35	172	226	-54
2023-2024	0	3	-3	101	3	8	17	129	206	-77
<b>Average</b>	<b>1</b>	<b>1</b>	<b>0</b>	<b>126</b>	<b>28</b>	<b>6</b>	<b>19</b>	<b>179</b>	<b>219</b>	<b>-40</b>



### Membership Composition June 2024 Cumulative



### Gender Composition June 2024 Cumulative

